LABOR FORCE IN 2 SOUTH-EAST REGION. COMPARATIVE ANALYSIS REGARDING THE LABOR FORCE FROM 2 SOUTH-EAST REGION AND BUCHAREST-ILFOV REGION

Daniela-Lavinia Balasan*, Florin-Marian Buhociu, Ferțu Cristinel, Dragoș Horia Buhociu

Dunarea de Jos University, 47 Domneasca Street, 800008 Galati, Romania

Abstract

Economic growth in a region is seen as a broad, diverse, and complex process that depends on many key tools, such as small and medium-sized enterprises, job creation, research institutions and organizations. In this paper, we aim to highlight the main characteristics of the labor force in Region 2 South-East in 2021. Identifying the main elements specific to the labor force, we will make a monograph of the labor market in the region studied, but we will address in a comparative way of the indicators that describe the labor force between the studied Region and the Bucharest-Ilfov Region.

In the process of analysis and interpreting data and information we used a computer application for spreadsheets. Our country is among the countries with the least active populations with employment contracts. The development process involves increasing the living standards of the inhabitants due to improved incomes.

Keywords: *rural development, region, strategy, labor force, indicators*

1. INTRODUCTION

The South-East region, the second largest region of the country, is composed of the following counties: Braila, Buzau, Constanta, Galati, Tulcea, Vrancea. According to the results of the last Population Census, the region had a population of 2.5 million people. In this region there is a great ethnic, linguistic, and religious diversity generated by various communities (Russian, Greek, Turkish, Tatars, Roma). On 01.01.2020, according to the Balance of Labor Force, the civilian employed population was 956 thousand people, representing 65% of the labor resources of the region. The unemployment rate recorded on March 31, 2021, was 4.5%, with 44 thousand unemployed people registered.

From the point of view of participation in the main economic activities, the share of the civilian employed population in agriculture, forestry and fisheries is 25%, while the share of the civilian employed population in services is predominant (45%), and in industry and construction is 30%.



Fig. 1. South - East Region

In this paper we will discuss the process of digitization and its need for rural development in the South-East Region. In the first part we will debate the need for digital development in this region, and in the second part we will talk about the need for investment in the human resources sector.

2. MATERIALS AND METHODS

In Romania, the employment rate among men is higher than that of women, and this is also maintained in the South-East Region. e South-East region has a relatively low employment rate due to labour migration, the poor quality of training centers or the influences caused by neighboring countries. In the figure below we see the occupancy rate by county in the period 2018-2019. (Boussard J.M.," Introduction to l 'RuralEconomy', GILLAS Publishing House, Paris, 1992).

In the last few years, investments have taken place in information technology infrastructure with a view to the successful development of this very important area today, almost indispensable.

In the figure below we see the population aged 16 to 74 who have never accessed an internet network in the whole of Europe. The highest percentage registered in our country.

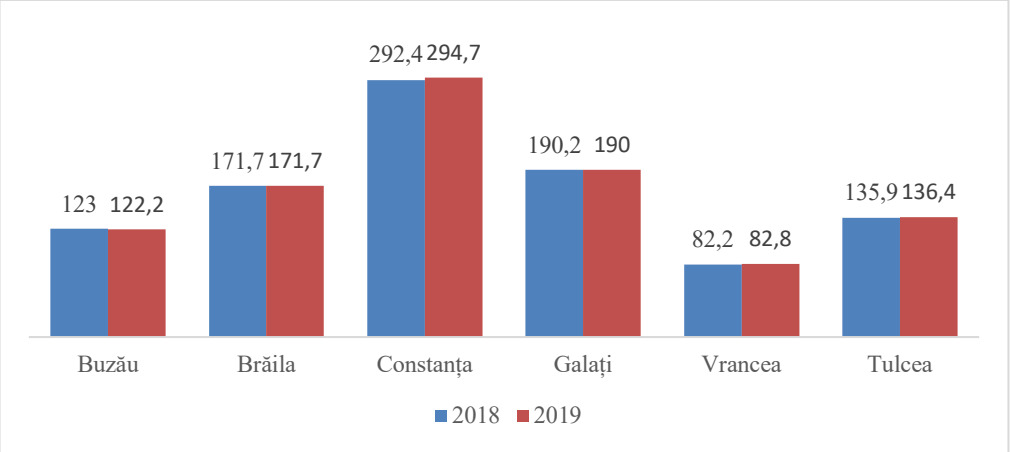

Fig. 2. Evolution of the employment rate by county during 2018-2019 (thousand people)

Source: Own processed data from http://statistici.insse.ro:8077/tempo-online/#/pages/tables/insse-table accessed on 29.04.2022

The detailed market study, given the real development potential of the region, has shown the need for the introduction and use of digital services. As a result of the needs discovered, the following aims are pursued, namely:

- Increasing the share of expenditure required in research and development and innovation in regional gross domestic product;
- Increasing the number of public-private partnerships to carry out research and development activities;
- Increase the number of staff responsible for research, development and innovation activities and their financial stimulation;

Developing tools to facilitate the transfer of research results and information to users such as economic agents, public enterprises or ONG. (Regional Operational Programmer South-East Development Region, 2021-2020, Draft 1).

The active population of the South-East Region numbered, in 2016, 1035 thousand people, respectively 11,5% of the active population of the country. From the point of view of evolution, in the

period 2002-2016, at the level of the South-East region, there was a reduction of the active population by 260 thousand people. The structure of the active population in the South East region in 2016 shows that the active male population is superior to the female one with 216 thousand persons and the active population in the rural area is 115 thousand persons lower than the active population in the urban area.

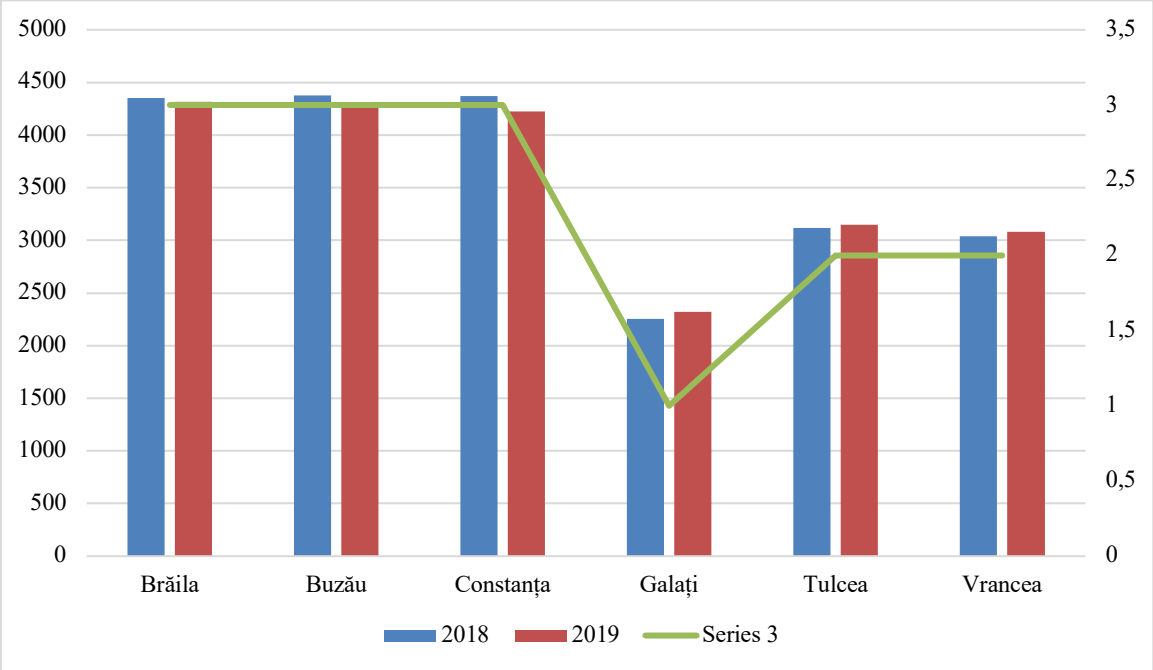

Fig. 3. The evolution of employees in agriculture, forestry and fisheries by county, 2018-2019

Source: Own processed data from http://statistici.insse.ro:8077/tempo-online/#/pages/tables/insse-table accessed on 30.04.2022

During the analyzed period we see increases, but also decreases in certain areas. The employees employed in the agrarian sector of the South-East Region represent 6.15% of the total employees in agriculture in Romania.

The positioning of the South-East Region 2 in the European Union and in the Global Economy.

An important tool for development is qualified human resources in this sector. This is why it is very important to develop qualification programs that enable them to be trained and supported.

The most important tools that have a massive impact on rural businesses are:

- Agricultural sector;
- Food;
- The environment that surrounds us;
- Trade;
- Energy.

3. DISCUSSION: WORK FORCE OF THE SOUTH REGION – EST

In order to accurately analyze the innovation potential of Region 2South-East, we have taken into account the following aspects:

- Economy and labor force in Region 2South-East;
- Entrepreneurship and investment in this region;
- The advantages of the region, innovation and technological transfer of this area;
- Degree of specialization and improvement.

At the level of Region 2 South-East, the value of Gross Domestic Product increased very little in 2019 compared to 2018. We see in the chart below the increase by counties in 2018 and 2019.

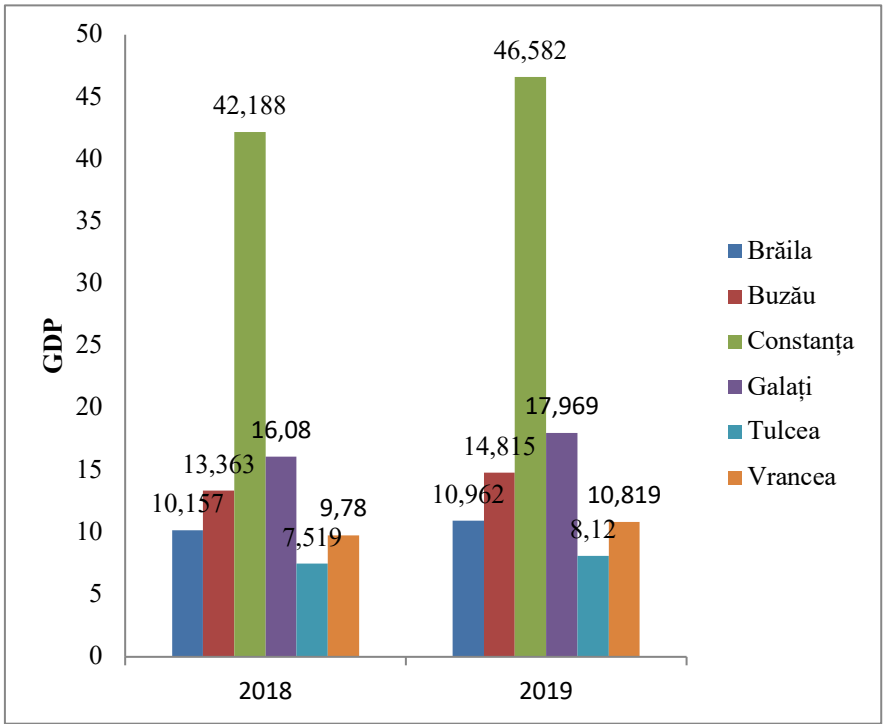

Fig. 4. Evolution of Gross Domestic Product by Counties 2018-2019 (Million)

Source: Own processed data from the National Statistical Institute, TEMPO Database, 2019

In the past years, in 2SE Region most counties have a high potential for specialization in wholesale and retail trade, automotive and motorcycle services, construction, transportation, agriculture, forestry and fishing.

The number of unemployed decreased in 2019, compared to 2018. In the figure below we observe the differences between the counties of the region studied according to the average number of employees in the last two years.

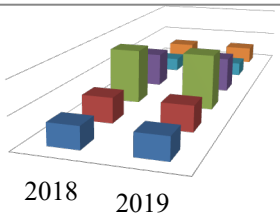

	2018	2019
Brăila	69,1	70
Buzău	81	81,7
Constanța	175,9	178,3
Galați	112,6	115,3
Tulcea	45,6	46,4
Vrancea	57,5	59,2

Fig. 5. Average number of employees (thousands)

Source: Data processed by the National Strategy and Forecast Commission published in December 2021

Constanța is leader, Galați is on the second place, and at the opposite pole are Vrancea and Tulcea, which register very low values.

Tulcea is notable for its specialization in sanitation, decontamination measures, production of electricity and heat, hot water, and gas.

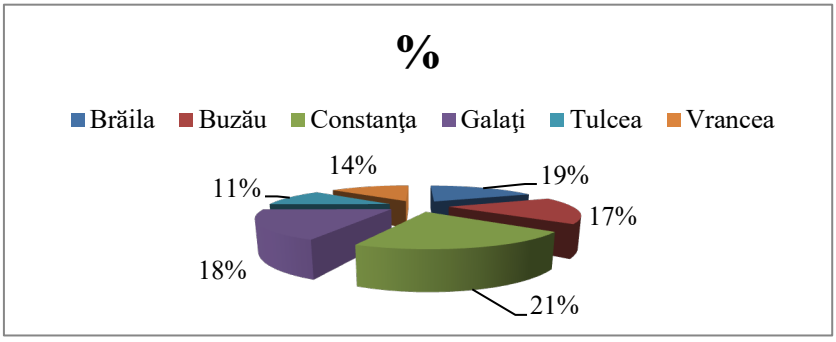

Fig. 6. Agricultural production by the counties of the South-East region

Source: Own processed data from the Statistical Yearbook of Romania, INS, Bucharest, accessed on 06.06. 2022

We could talk about agriculture as the most competitive branch of our day, especially for young graduates, who want to put into practice what they have learned either in front of an employer, or by doing their own business.

Wearer not yet close to western countries with higher agricultural education, while in our areas, most choose to rely on practical experience. But education is not the only key; it is a step through which we can develop a healthy rural environment.

4. CONCLUSIONS

The implementation of a development plan shall take place by means of the identification and in-depth study of territorial characteristics, as well as the specific needs of one region and it's potential.

Following the accomplishment of this paper, I conclude that the decrease of the population, but also the weak economy, led to the accentuated change of the occupational structure in the SE Region. A significant problem is the alarming process of population aging. The labor shortage is strong due to migratory factors to European countries.

The SE Region is close to the end of the ranking in terms of the number of employees and the total number of employment contracts concluded. The main industries in which this region is based are services such as tourism or trade, agriculture through the cultivation of cereals or legumes, garments and the shipbuilding industry.

There is a large discrepancy between counties such as Galați, Constanța or Tulcea, where we see a higher living than in counties such as Brăila, Vrancea or Buzău, where the standard of living is lower. Constanța is the only county in this region where the number of employment contracts exceeds the national average.

Demographic analysis in the SE Region shows a decline of the population, especially among the young population. Since the standard of living is much lower in this region than in the rest of the country, school drop-out and the rather low level of education of the inhabitants is visible.

REFERENCES

1. Bold I., Buciuman E., Dragghici N., Rural area – definition, organization, development, Timisoara, Mirton publishing House 2003
2. Botti S., McGill A. L., The Locus of Choice: Personal Cousinity and Satisfaction and Utilitarian Decisions, Journal of Consumer Research, 2011
3. Boussard J. M., "Introduction to theRural Economy," Editura GILLAS Paris, 1992.
4. Buhociu F.M., Teritoarial resources to support sustainable rural development in the European context ", Europlus publishing house, Galaţi, 2016
5. Clarles R., "Cross-border cooperation Manual for local and regional collectivist use in Europe", III Edition, Bucharest, 2000
6. Constantin MR., "Regional economic theories, models, policies", ASE Bucharest publishing house, 2010
7. Lupaşc I., Lupaşc A., Andone I., "Using Intelligent Technologies For Improving Decisional Processes, Iaşi, 2010
8. Stanciu S., „Security, Safety and Countinuity on Agri food Chain", Lambert Academic Publishing, Saarbrucken, Germany, 2015
9. Turek M., Zugravu A., Nicolae C., Rădulescu C., Management of fish farms – effects and opportunities in the functioning of the food market, Terra Nostra Publishing House, Iasi, 2011
10. Vasile, A.J., Ion, R.A., Turek Rahoveanu, A. (coord.), 2016, Green Economic Structures in Modern Business and Society, IGI Global Publishing
11. Balasan L. D., Buhociu F.M., (2019), Rural development in a cross-border context. Case study: Romania – R. Moldova, at REC June, http://www.rce.feaa.ugal.ro/images/stories/RCE2019/Balasan_Buhociu.pdf
12. Balasan D. L., Buhociu F.M., (2020), Tourism Evolution in Region 2 SE, Annals of "Lower Danube" University of Galați, Fascicle I. Economics and Applied Informatics, http://www.eia.feaa.ugal.ro/images/eia/2020_1/Balasan_Buhociu.pdf

13. Buhociu F.M., Moga L.M., Vîrlănuță F.O., (2009), The Quality of Health Services – new instruments for the evaluation, Quality Magazine – access to success, year 10, no. 1-2.
14. Buhociu F.M., Antohi V.M., Moga L.M., (2009), The Common Agricultural Market and its Effects Upon European Union Countries Agriculture and Budget, Annals of Lower Danube University, Fascicle I, Economics and Applied Informatics, No. 2.
15. Rapid assessment of agriculture and rural development, January 2014
16. Man O., Zugravu A., Neculita M., Nechita D., (2009), Methods of subsidizing the cost of irrigation – a parallel between irrigitated agriculture from Spain, France and Romania, International Symposium Competitiveness of Romanian agriculture in the process of European integration, ARS Academica Publishing House, Bucharest.
17. Manual by Cooperación Transfronteriza, European Association of Border Regions (AEBR), Berlim, 2014
18. Moga L.M., Buhociu F.M., Ion I., Vîrlănuță F. O., Antohi V., Zugravu A., (2009), The Internet as a Business Environment in Romanian Agriculture, Journal of Food, Agriculture & Environment (JFAE) Vol. 7 (2).
19. Onea F., Rusu E., (2019), An assessment of the wind and wave power potential in the island environment, Volume 175, 15 May.
20. Stanciu S., Rotaru G., (2007), Appreciation of the quality of food goods, Academic Publishing House, Galați.
21. Strategy of intelligent specialized of the South-East Development Region, elaborator SC ACZ Consulting SRL, Project co-financed by ERDF through POR 2014-2020, Brăila, Romania
22. Regiunea Sud – Est din România este a doua cea mai săracă din UE <https://www.catchy.ro/regiunea-sud-est-din-romania-este-a-doua-cea-mai-saraca-din-ue/153246>
23. PLANUL REGIONAL DE ACȚIUNE PENTRU ÎNVĂȚĂMÂNT 2016 – 2025 <http://infraed.ro/wp-content/uploads/2017/10/PRAI-SUD-EST-2016-2025.pdf>
24. DEZVOLTARE TERITORIALĂ ȘI STATISTICA POPULAȚIEI. STUDIUL SPATIAL DEMOGRAFIC PRIVIND DINAMICA POPULAȚIEI ÎN JUDEȚUL GALAȚI <https://www.cjgalati.ro/images/stories/formulare/studiu-demografie-2014.pdf>
25. Institutul Național de Statistică, Baza de date TEMPO
26. Reţeaua Q-service / Truck, Sud-Est <http://www.q-service.ro/reteaua-q-service-truck/sud-est/>
27. Europa devine digitală, Politica de coeziune investește în societatea conectată, VARA 2015, NR. 53, <https://ec.europa.eu/regional_policy/sources/docgener/panorama/pdf/mag53/mag53_ro.pdf>
28. PLANUL REGIONAL DE ACȚIUNE PENTRU ÎNVĂȚĂMÂNT (PRAI), 2016 - 2025, REGIUNEA DE DEZVOLTARE SUD - EST, ACTUALIZARE 2017 <http://infraed.ro/wp-content/uploads/2018/10/PRAI-SE-.pdf>
29. STUDIU PRIVIND ANALIZA FORȚEI DE MUNCĂ LA NIVELUL REGIUNILOR DE DEZVOLTARE ALE ROMÂNIEI, AFERENT ANULUI 2015 <https://www.piarom.ro/wp-content/uploads/2016/11/Studiu_forta_de_munca-2016.10.03-TIPAR.pdf?x44818>
30. Parcul Naţional Munţii Măcinului <http://www.parcmacin.ro>
31. TURIST INFO - cazare România <https://www.turistinfo.ro>
32. STUDIU PRIVIND POTENȚIALUL TURISTIC AL JUDEȚULUI GALAȚI -ETAPA 1- IDENTIFICARE SI CLASIFICARE A FORMELOR DE TURISM PRACTICABILE ÎN JUDEȚUL GALAȚI, VIZÂND DEZVOLTAREA DURABILĂ A TERITORIULUI <https://www.cjgalati.ro/images/stories/formulare/potential-turistic.pdf>

33. TURISMUL IN JUDETUL GALATI – LUNA IULIE 2019 <https://www.galati.insse.ro/comunicate-de-presa/turismul-in-judetul-galati-luna-iulie-2019/>
34. Planul de Dezvoltare Regionala 2009-2013 a Regiunii de Dezvoltare Sud-Est <http://www.fsesudest.ro/PDR_2009.pdf>